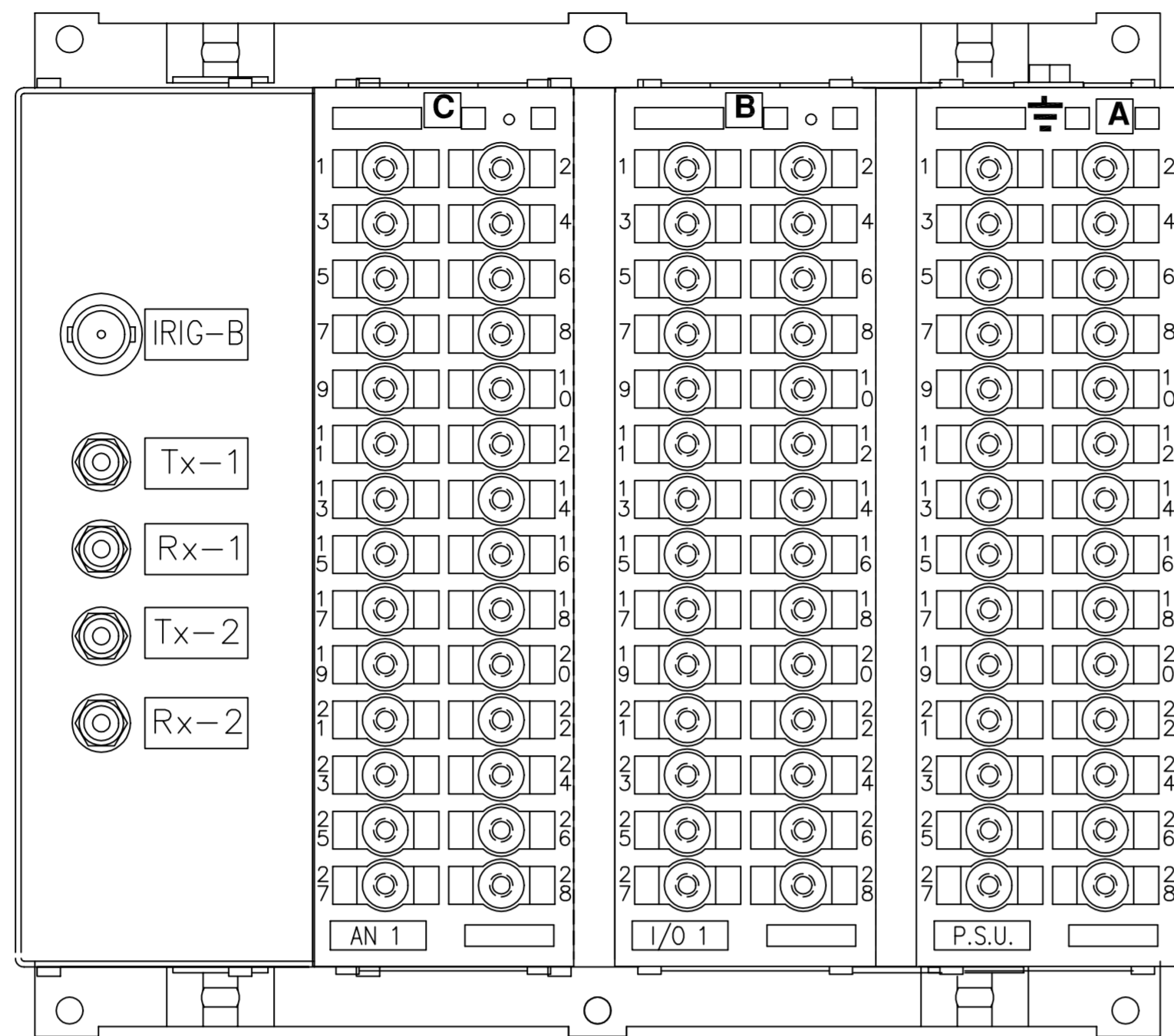


IF IN DOUBT ASK
DO NOT SCALE

A
B
C
D
E
F
G
H
J
K

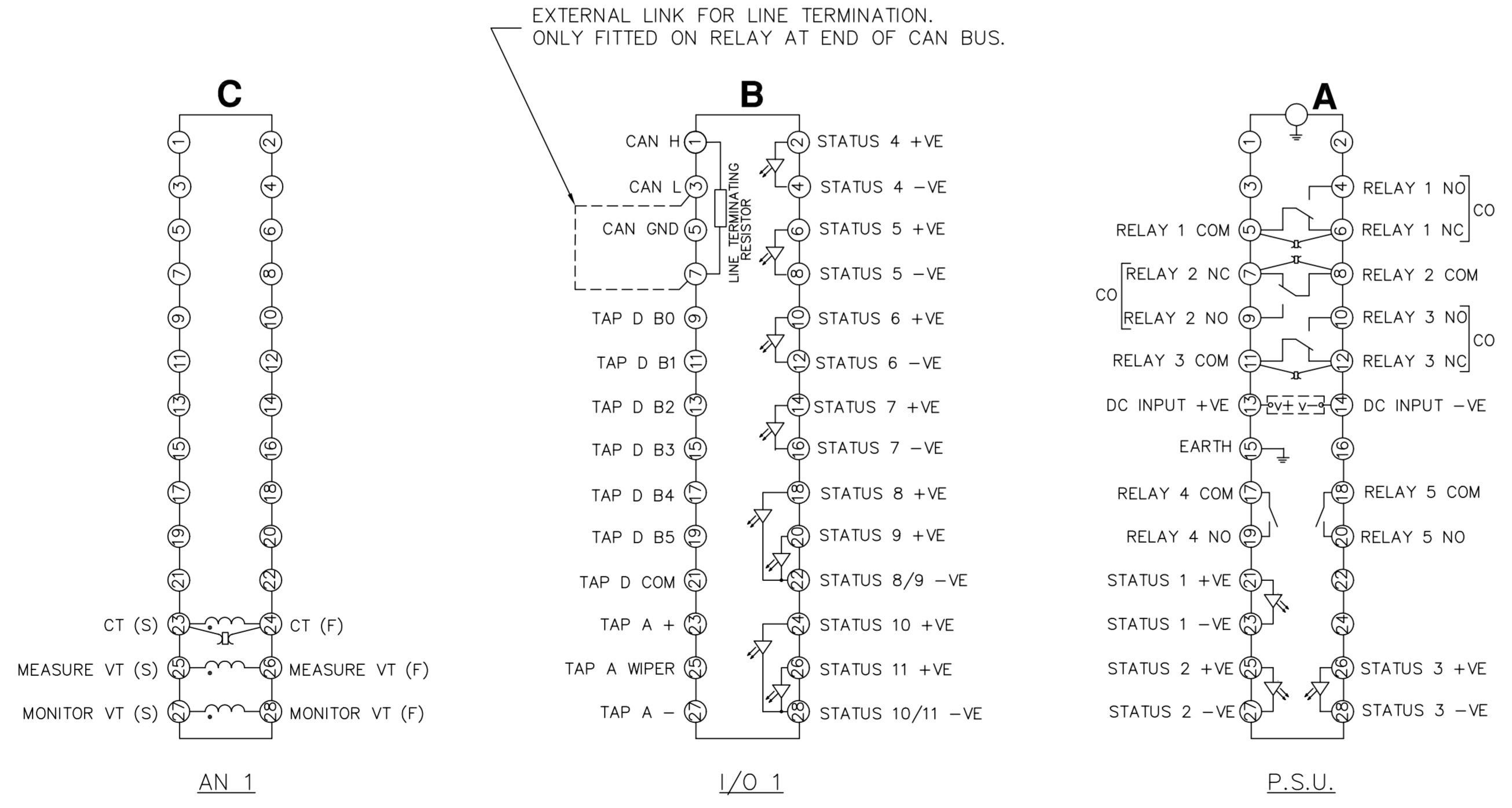
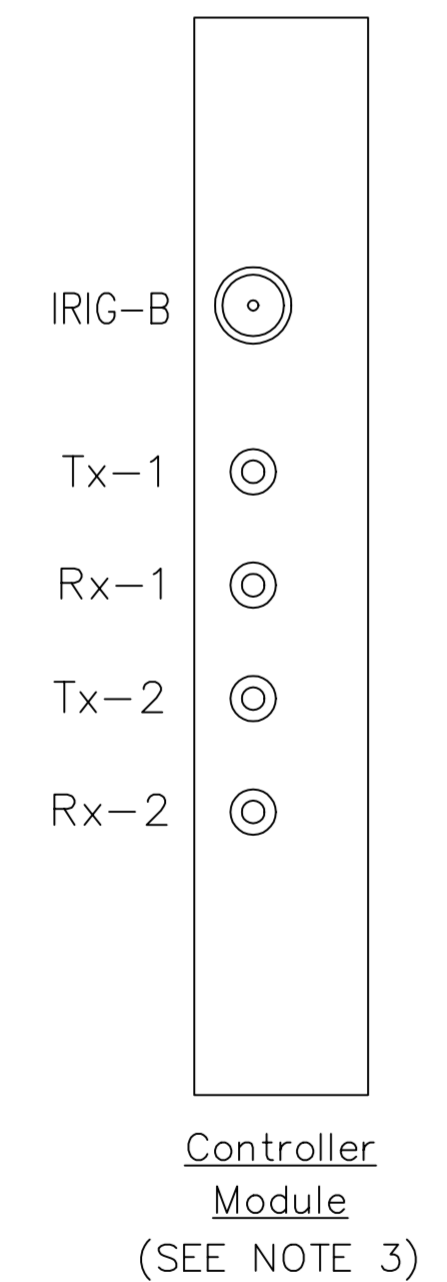


RELAY VIEWED FROM REAR

- NOTES
- TERMINALS RECOMMENDED ARE PRE INSULATED & MUST BE CRIMPED USING APPROVED TOOLING. AMP PIDG OR PLASTI GRIP FUNNEL ENTRY (RING TONGUE) FOR M4 FIXING STUD.
 - FOR OUTLINE & DRILLING DRG SEE 2995X10008 (A4).
 - IRIG-B & FIBRE OPTIC CONNECTORS MUST BE DISCONNECTED & FIXING NUTS REMOVED BEFORE WITHDRAWING CONTROLLER MODULE.

SUPPLIER	AMP	CABLE SIZE
AMP	342103	0.25-1.6 SQ MM
AMP	342143	1.0-2.6 SQ MM.

OR ANY OTHER MANUFACTURERS EQUIVALENT TERMINAL.



MODULE LABEL KEY

ANALOGUE MODULE	AN 1 etc
INPUT/OUTPUT MODULE	I/O 1 etc
P.S.U. & BASIC I/O MODULE	P.S.U.

ABBREVIATIONS

CT—CURRENT INPUTS
VT—VOLTAGE INPUTS
SI—STATUS INPUTS
CO—CHANGE OVER OUTPUT CONTACTS
NO—NORMALLY OPEN OUTPUT CONTACTS
NC—NORMALLY CLOSED OUTPUT CONTACTS

MATERIAL:
Dimensions in millimetres : Surface texture in micrometres.
Machine where marked ✓
For explanation of dimensions, tolerances, notes etc. see B.S.308.
Limit on untoleranced unmachined dimensions ±
Limits on untoleranced machined dimensions to B.S.4500;
i.e. up to 6±0.1; over 30 to 120±0.3; over 315±0.8;
over 6 to 30±0.2; over 120 to 315±0.5;
General unmachined angular tolerance ±

Finish:	Title: TERMINAL IDENTIFICATION & RELAY WIRING DIAGRAM FOR MICROTAPP (1CT,1VT,11SI,3CO,2NO) E8 CASE	First used on:
Treatment:	VA TECH Reyrolle AUTOMATION, CONTROL & PROTECTION	Supersedes:
DATE 21/3/01	Original Scale: NTS	Dr. No. 2792W11001
IE DN		
OPS		
PCP		
Purch.Spec.		
TQ		
EAC		
CE		
STD		
A1		

NOT SUBJECT TO UPDATE
ONCE COPIED / PRINTED
OR DOWNLOADED

3 ROW	29/08/03	MNS13/2440	MM
2	05/03/01	MOBILE LABEL & POSTIN ADDED	
1	22/3/00	CHANGE	
ISSUE	DATE	NOTED	△

Copyright © 2000 VA TECH Reyrolle Ltd. Hebburn